

Learner's Dashboard



Login / Logout of (SIMiQ)?

NOTE: If you are off campus, you will need to have VPN access.


➔ **GO TO:** <https://sim.utsouthwestern.edu> outside of the Simulation Center or Click-on the SIMiQ icon on the desktop or iPad


➔ **Enter** your UTSW **User Name** and **Password**

1. **Click-on:** **Login**
LOGOUT

Click-on your **Name** in the upper to right corner
From the drop-down menu, **select Sign-out**

Access Videos?

NOTE: Web playback is only compatible with Internet Explorer  for PCs and Safari for MAC.

Do not use Edge Browser  for web playback.
Video will not launch.

1. From your SIMiQ Dashboard
2. Go To **My Items**
3. Select your **Video** (Today, and up to last 30 days)

Complete Pre and Post Surveys?





1. **Go TO:** **"To-Do List"** on your Dashboard.

Find the **Pre** or **Post Survey** required for the SIM you are enrolled in.

2. **Click-on** the blue bold font **Evaluate** to launch the survey for your completion.

Bookmarks/Annotations?

1. Go to: **My Items**
2. **Click-on** your video. **Click-on** the **"Bookmark"** Tab to the right of the video.
3. **Select** the **Bookmark Group** from the drop-down menu.
4. **Click-on** the Icon of the **Bookmark** to be placed.

Note: Bookmarks are placed 5 seconds before the point in the video when the bookmark icon or New Bookmark button was selected    . Remember Annotations can be added to your Bookmarks.